

1

Kit 186007

BMW iX3, 5-dr SUV, 21-
 BMW X1, 5-dr SUV, 16-22, 23-
 BMW X2, 5-dr SUV, 18-
 BMW X3, 5-dr SUV, 10-17, 18-/*11-17, 18-
 BMW X4, 5-dr SUV, 15-18, 19-
 BMW X5, 5-dr SUV, 14-18, 19-

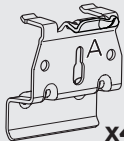
BMW X6, 5-dr SUV, 15-19, 20-
 BMW X7, 5-dr SUV, 19-
 BMW 2-Series Active Tourer, 5-dr MPV, 14-
 BMW 2-Series Gran Tourer, 5-dr MPV, 15-
 BMW 3-Series Touring, 5-dr Estate, 12-19, 20-
 *North America

ISO 11154-E

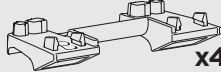


This kit is only for vehicles with flush railing.

1
KIT



008 x4



008 x4



008 x4

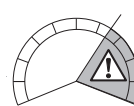
Spare Part
54201




x4



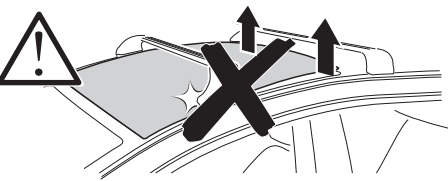
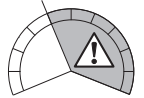
Max: 75 kg
/ 165 lbs



Max 130 km/h
80 Mph



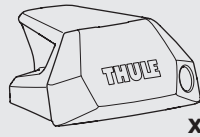
80 km/h
50 Mph



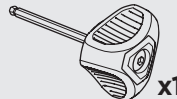
2
FOOT PACK



>Instructions



x4



4 Nm

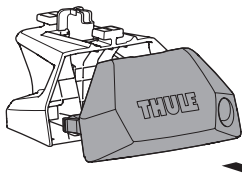
x1

1
KIT

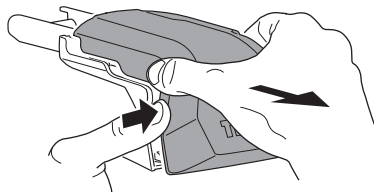
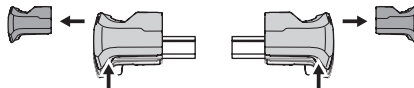
2
FOOT PACK

1


Evo



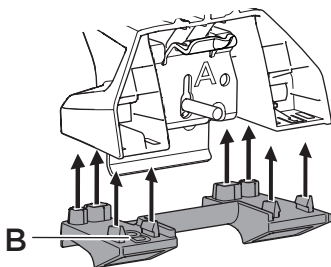
Edge



2

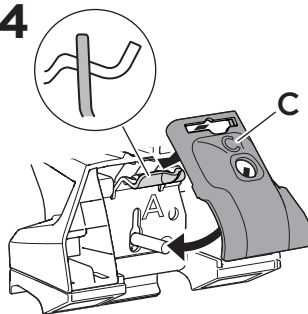


3



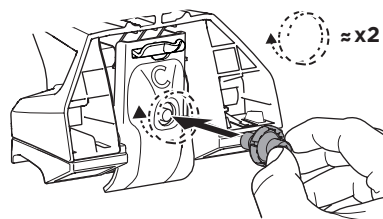
B

4



C

5



≈ x2

2



THULE
WingBar Edge

